

WHAT IS TYRFIL?

TyrFil™ is the world-leading tyre flatproofing product from Carlisle TyrFil.

Filling a tyre with TyrFil makes it 100% flatproof, as well as more shock-absorbing for both equipment and operator.

HOW DOES THE FILL PROCESS WORK?

A certified TyrFil technician flatproofs tyres through a simple multi-step process.

TyrFil is injected into a clean, dry pneumatic tyre through the valve stem, and then cured for 24-48 hours.

Here is a more detailed breakdown of the TyrFil flatproofing process:

EQUIP YOUR FLEET WITH VIRTUALLY INDESTRUCTIBLE TYRES THAT RIDE SMOOTHER AND LAST LONGER.

- ✓ No more flat tyres, guaranteed
- ✓ No more downtime from punctures and blowouts
- ✓ Reduced tyre repair and replacement costs
- ✓ Reduced driver fatigue and equipment damage due to Solid Shock
- ✓ Provides consistent tyre deflection and footprint

**IT'S WHAT'S INSIDE
THAT COUNTS**

www.CarlisleTyrFil.com

© 2020 Carlisle TyrFil. TyrFil™ is a registered trademark. All rights reserved.





1

PREPPING



Before filling, the tyres must be cleaned and dried.

All contaminants and foreign matter must be removed, such as solvents, calcium chloride, sealants, water and dirt.

2

POSITIONING

To start the filling process, the tyre should be placed in a safety cage.




3

FILLING

TyrFil is a two-component polyurethane liquid.

A one-to-one ratio of components is delivered from the pump through separate lines to the mixing unit. The TyrFil is then injected into the tyre through the valve stem.

After the TyrFil material reaches the pneumatic tyre, it spreads itself equally until the inside of the tyre is completely filled, protecting it against flats.



4

VENTING

Once the tyre reaches the recommended venting pressure, a hole is drilled at the 12 o'clock position. A venting needle is then inserted to purge the remaining air from the tyre.

Once the tyre is full, the venting needle is removed, and the hole is plugged with a nail or sheet metal screw.

5

CURING

The tyre is then pressurized with TyrFil to the manufacturers' recommended pressure and the valve core is inserted or valve stem sealed.

The tyre is then removed from the tyre cage and laid flat for 24 to 48 hours to cure. The flatproofed tyre is now ready for use!

